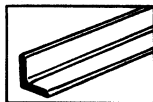


"YOUR COMPLETE SERVICE CENTER"

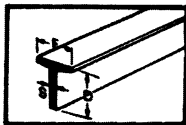
**Bar Size Angles
ASTM-A36**



Size in inches	Est. Weight, Lbs.		Size in inches	Est. Weight, Lbs.	
	Per Foot	20 Ft. Length		Per Foot	20 Ft. Length
1/2 x 1/2 x 1/8	.38	7.60	2 x 1 1/4 x 3/16 1/4	1.96 2.55	39.20 51.00
5/8 x 5/8 x 1/8	.48	9.60	2 x 1 1/2 x 1/8 3/16	1.44 2.12	28.80 42.40
3/4 x 3/4 x 1/8 3/16	.59 .84	11.80 16.80	2 x 2 x 1/8 3/16	1.65 2.44	33.00 48.80
7/8 x 7/8 x 1/8	.70	14.00	2 x 2 x 1/8 1/4	1.65 3.19	33.00 63.80
1 x 5/8 x 1/8 3/4 x 1/8	.64 .70	12.80 14.00	2 x 2 x 1/8 3/16	2.44 4.70	48.80 94.00
1 x 1 x 1/8 3/16	.80 1.16	16.00 23.20	2 1/4 x 1 1/2 x 3/16 1/4	2.28 2.98	45.60 59.60
1 1/4 x 1 1/4 x 1/8 3/16	1.01 1.48	20.20 29.60	2 1/2 x 1 1/2 x 3/16 1/4	2.44 3.19	48.80 63.80
1 1/2 x 1 1/2 x 1/8 1/4	1.92 1.91	38.40 18.20	2 1/2 x 1 1/2 x 3/16 5/16	3.92 2.75	78.40 55.00
1 3/8 x 7/8 x 1/8 3/16	.91 1.32	18.20 26.40	2 1/2 x 2 x 3/16 1/4	2.75 3.62	55.00 72.40
1 1/2 x 1 1/4 x 3/16	1.64	32.80	2 1/2 x 2 x 3/16 5/16	4.50 5.30	90.00 106.0
1 1/2 x 1 1/2 x 1/8 3/16	1.23 1.80	24.60 36.00	2 1/2 x 2 1/2 x 3/16 1/4	3.07 4.10	61.40 82.00
1 1/2 x 1 1/2 x 1/8 1/4	2.34	46.80	2 1/2 x 2 1/2 x 3/16 5/16	5.00 5.90	100.0 118.0
1 3/4 x 1 1/4 x 1/8 3/16	1.23 1.80	24.60 36.00	2 1/2 x 2 1/2 x 3/16 3/8	5.90 7.70	118.0 154.0
1 3/4 x 1 1/4 x 1/8 1/4	2.34	46.80			
1 3/4 x 1 3/4 x 1/8 3/16	1.44 2.12	28.80 42.40			
1 3/4 x 1 3/4 x 1/8 1/4	2.77	55.40			

GALVANIZED ANGLES

Many sizes are available from stock. All other sizes can be quickly GALVANIZED



Tee's-Bar Sizes
Conforms to A36
Length 20'

F Flange Width Inches	D Depth of Tee Inches	S Stem Thickness Inches	Weight, Pounds	
			Per Ft.	Of 20' Bar
3/4	3/4	1/8	.62	12.40
1	1	1/8	.85	17.00
		3/16	1.20	24.00
		1/4	1.09	21.80
1 1/4	1 1/4	1/4	1.09	21.80
		3/16	1.55	31.00
		1/4	1.43	38.60
1 1/2	1 1/2	3/16	1.90	38.00
		1/4	2.43	48.60
		3/16	2.26	45.20
1 3/4	1 3/4	1/4	2.90	58.00
		3/8	3.10	62.00
		1/2	3.62	72.40
2	1 1/2	1/4	3.62	72.40
		5/16	4.30	86.00
		3/8	4.78	95.60
2 1/2	2	5/16	5.50	110.00
		3/8	6.40	128.00
		1/2		

“Split Tee’s from Wide Flange Beams
 Also Available”

Phone: (973) 242-2511

Fax: (973) 242-0176



"YOUR COMPLETE SERVICE CENTER"

Structural Angles
ASTM-A36

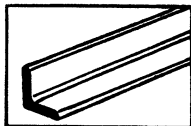


Size in inches	Est. Weight, Lbs.		Size in inches	Est. Weight, Lbs.		
	Per Foot	20 Ft. Length		Per Foot	20 Ft. Length	
3 x 2 x 3/16	3.1	62.00	4 x 3 x 1/4	5.8	116.0	
	4.1	82.00		5/16	7.2	144.0
	5.0	100.0		3/8	8.5	170.0
	5.9	118.0		7/16	9.8	196.0
	6.8	136.0		1/2	11.1	222.0
	7.7	154.0		5/8	13.6	272.0
3 x 2 1/2 x 3/16	3.39	67.80	4 x 3 1/2 x 1/4	6.2	124.0	
	4.5	90.00		5/16	7.7	154.0
	5.6	112.0		3/8	9.1	182.0
	6.6	132.0		7/16	10.6	212.0
	7.6	152.0		1/2	11.9	238.0
	8.5	170.0		5/8	14.7	294.0
3 x 3 x 3/16	3.71	74.20	4 x 4	1/4	6.6	132.0
	4.9	98.00		5/16	8.2	164.0
	6.1	122.0		3/8	9.8	196.0
	7.2	144.0		7/16	11.3	226.0
	8.3	166.0		1/2	12.8	256.0
	9.4	188.0		5/8	15.7	314.0
3 1/2 x 2 1/2 x 1/4	4.9	98.00	5 x 3 x 1/4	3/4	18.5	370.0
	6.1	122.0		5/16	6.6	132.0
	7.2	144.0		3/8	8.2	164.0
	8.3	166.0		7/16	9.8	196.0
	9.4	188.0		1/2	11.3	226.0
	10.2	204.0		5/8	12.8	256.0
3 1/2 x 3 x 1/4	5.4	108.0	5 x 3 1/2 x 1/4	1/2	7.0	140.0
	6.6	132.0		5/16	8.7	174.0
	7.9	158.0		3/8	10.4	208.0
	9.1	182.0		7/16	12.0	240.0
	10.2	204.0		1/2	13.6	272.0
	11.1	222.0		5/8	16.8	336.0
3 1/2 x 3 1/2 x 1/4	5.8	116.0	3/4	19.8	396.0	
	7.2	144.0				
	8.5	170.0				
	9.8	196.0				

GALVANIZED ANGLES

Many sizes are available from stock. All other sizes can be quickly GALVANIZED

Structural Angles ASTM A-36



Size in Inches	Est. Weight, Lbs.		Size in Inches	Est. Weight, Lbs.			
	Per Foot	20 Ft. Length		Per Foot	20 Ft. Length		
5 x 5	x 5/16	10.3	210.0	8 x 4	x 7/16	17.2	344.0
	x 3/8	12.3	246.0		x 1/2	19.6	392.0
	x 1/2	16.2	324.0		x 5/8	24.2	484.0
	x 5/8	20.0	400.0		x 3/4	28.7	574.0
	x 3/4	23.6	472.0		x 7/8	33.1	662.0
6 x 3 1/2	x 1/4	7.9	158.0	x 1	37.4	748.0	
	x 5/16	9.8	196.0	8 x 6	x 7/16	20.2	404.0
	x 3/8	11.7	234.0		x 1/2	23.0	460.0
x 1/2	15.3	306.0	x 5/8		28.5	570.0	
6 x 4	x 1/4	8.3	166.0	x 3/4	33.8	676.0	
	x 5/16	10.3	206.0	x 7/8	39.1	782.0	
	x 3/8	12.3	246.0	x 1	44.2	884.0	
	x 7/16	14.3	286.0	8 x 8	x 1/2	26.4	528.0
	x 1/2	16.2	324.0		x 5/8	32.7	654.0
	x 5/8	20.0	400.0		x 3/4	38.9	778.0
	x 3/4	23.6	472.0		x 7/8	45.0	900.0
	6 x 6	x 7/8	27.2	544.0	x 1	51.0	1020.0
x 5/16		12.6	248.0	x 1 1/8	56.9	1138.0	
x 3/8		14.9	298.0	9 x 4	x 1/2	21.3	426.0
x 7/16		17.2	344.0		x 5/8	26.3	526.0
x 1/2		19.6	392.0		x 3/4	31.3	626.0
x 5/8		24.2	484.0		x 7/8	36.1	722.0
x 3/4		28.7	574.0		x 1	40.8	816.0
x 7/8		33.1	662.0				
x 1	37.4	748.0					
7 x 4	x 3/8	13.6	272.0				
	x 7/16	15.8	316.0				
	x 1/2	17.9	358.0				
	x 5/8	22.1	442.0				
	x 3/4	26.2	524.0				